



SHALIMAR ESCROW



ORANGE COUNTY

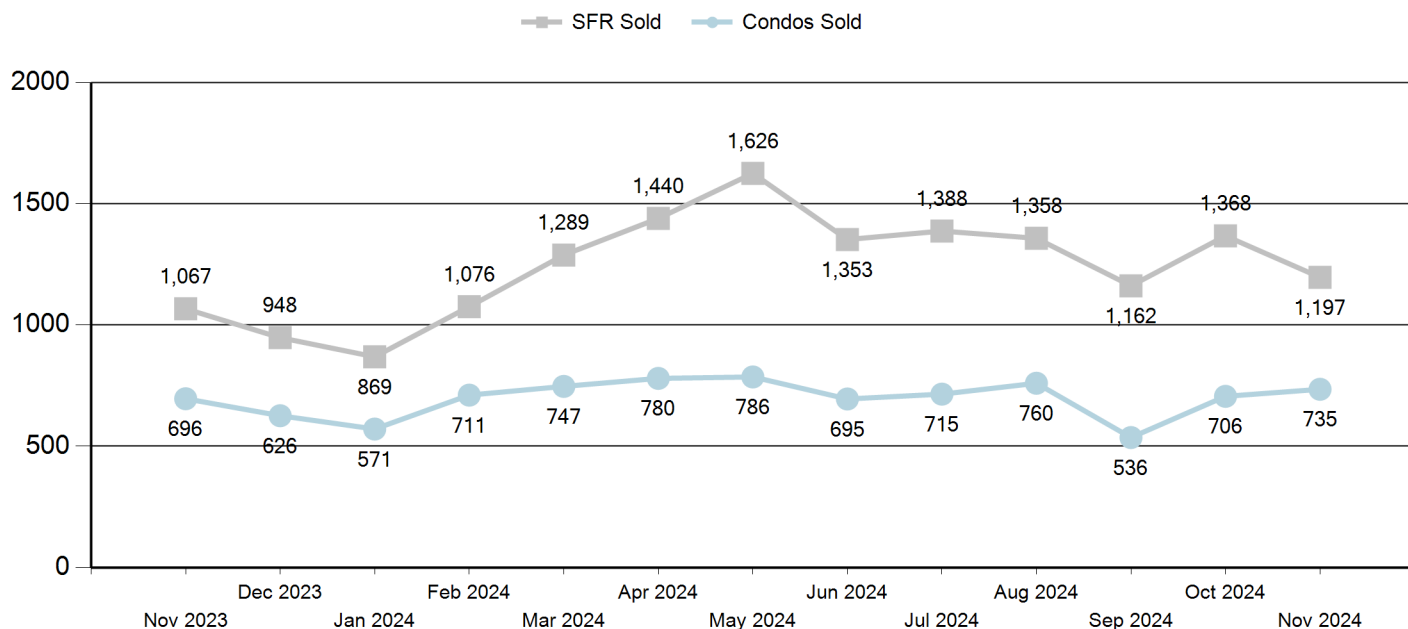
MARKET ACTIVITY & TRENDS

NOVEMBER 2024

MARKET ACTIVITY & TRENDS

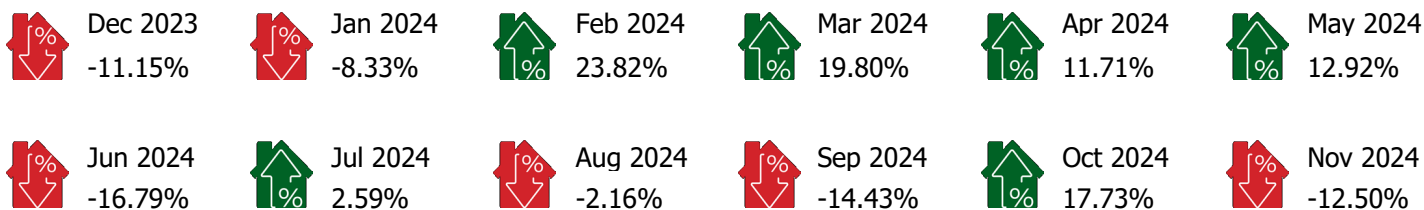
NOVEMBER 2024

SFR & CONDO SALES LAST 12 MONTHS




MONTH OVER MONTH TRENDS

SFR % Change



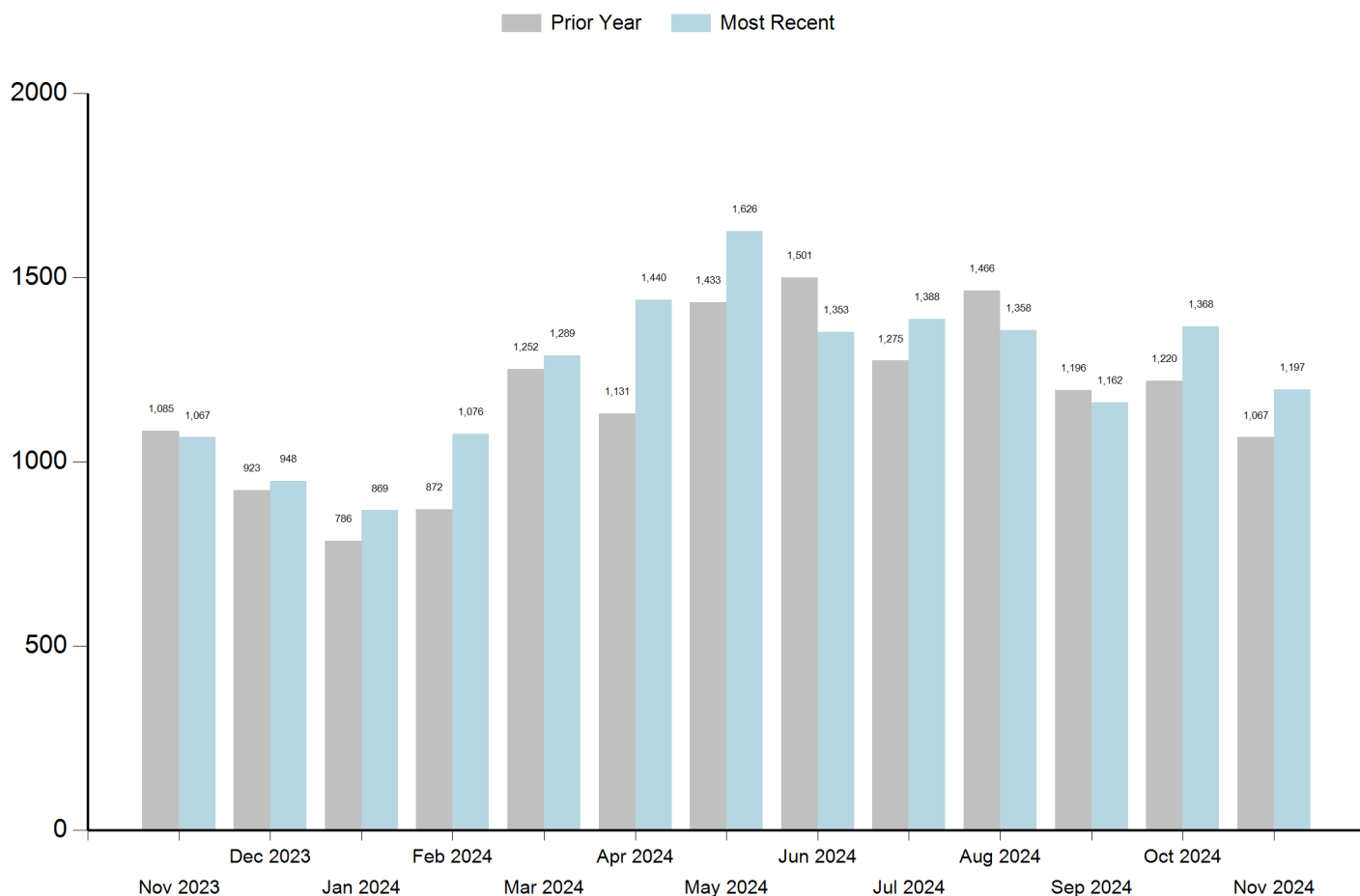
Condo % Change



MARKET ACTIVITY & TRENDS

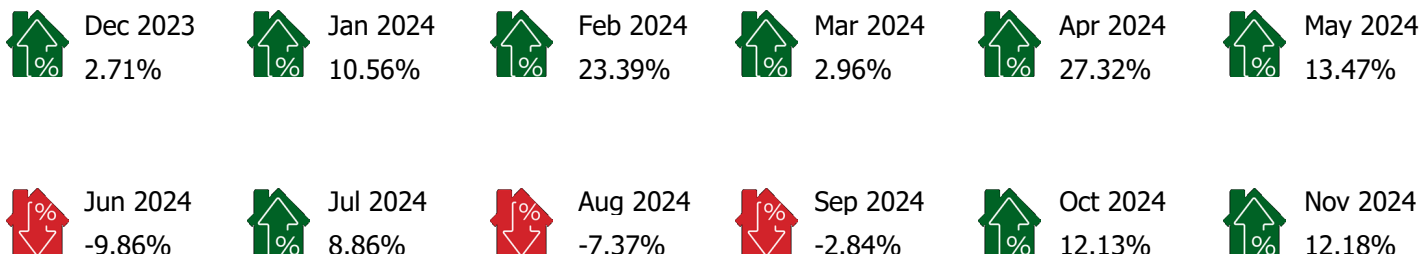
NOVEMBER 2024

SFR YEAR OVER YEAR



SFR YEAR OVER YEAR TRENDS

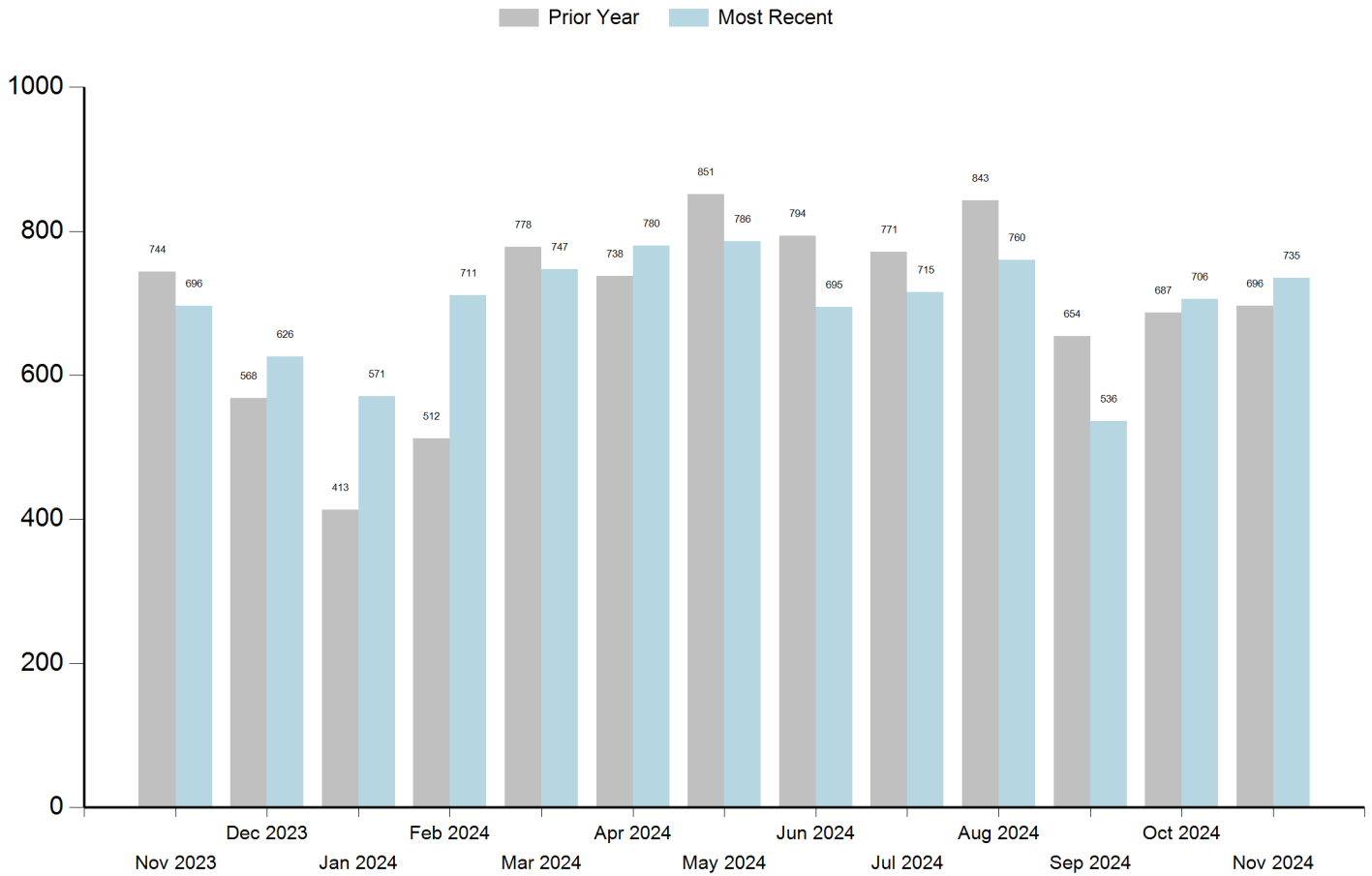
SFR % Change



MARKET ACTIVITY & TRENDS

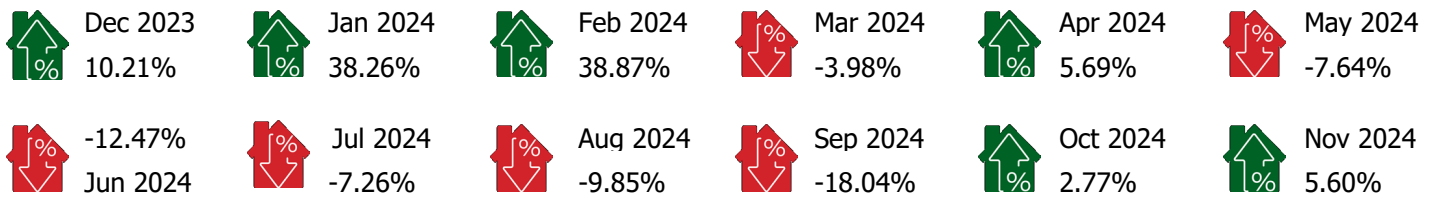
NOVEMBER 2024

CONDO YEAR OVER YEAR



CONDO YEAR OVER YEAR TRENDS

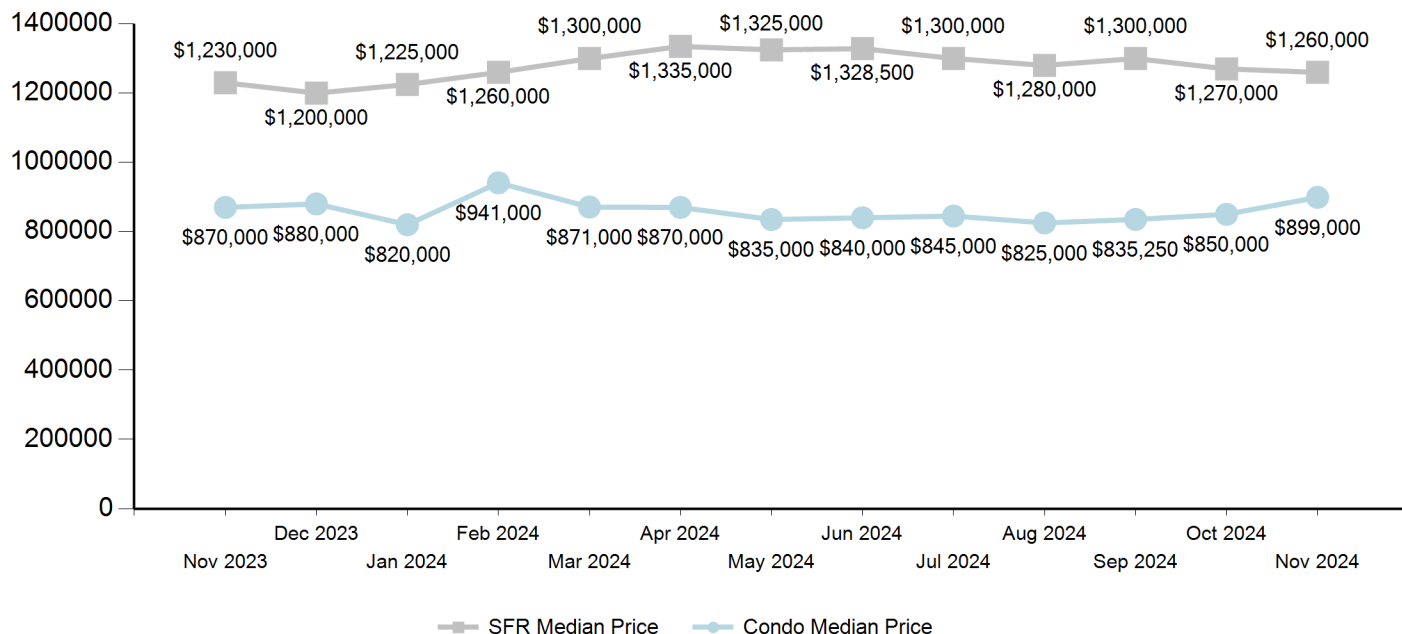
CONDO % Change



MARKET ACTIVITY & TRENDS

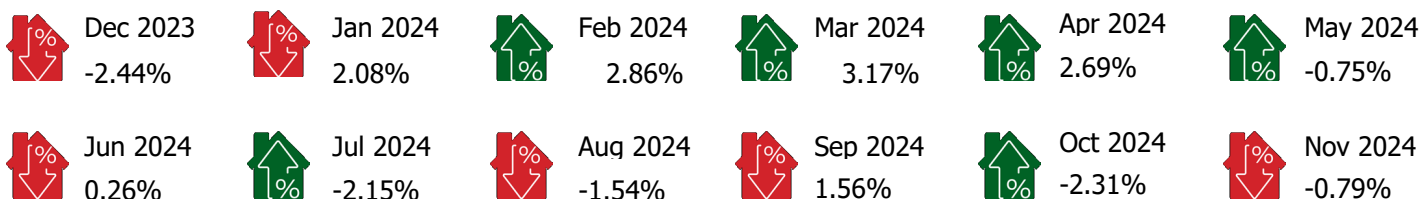
NOVEMBER 2024

SFR & CONDO MEDIAN SALES PRICE LAST 12 MONTHS




MONTH OVER MONTH TRENDS

SFR % Change



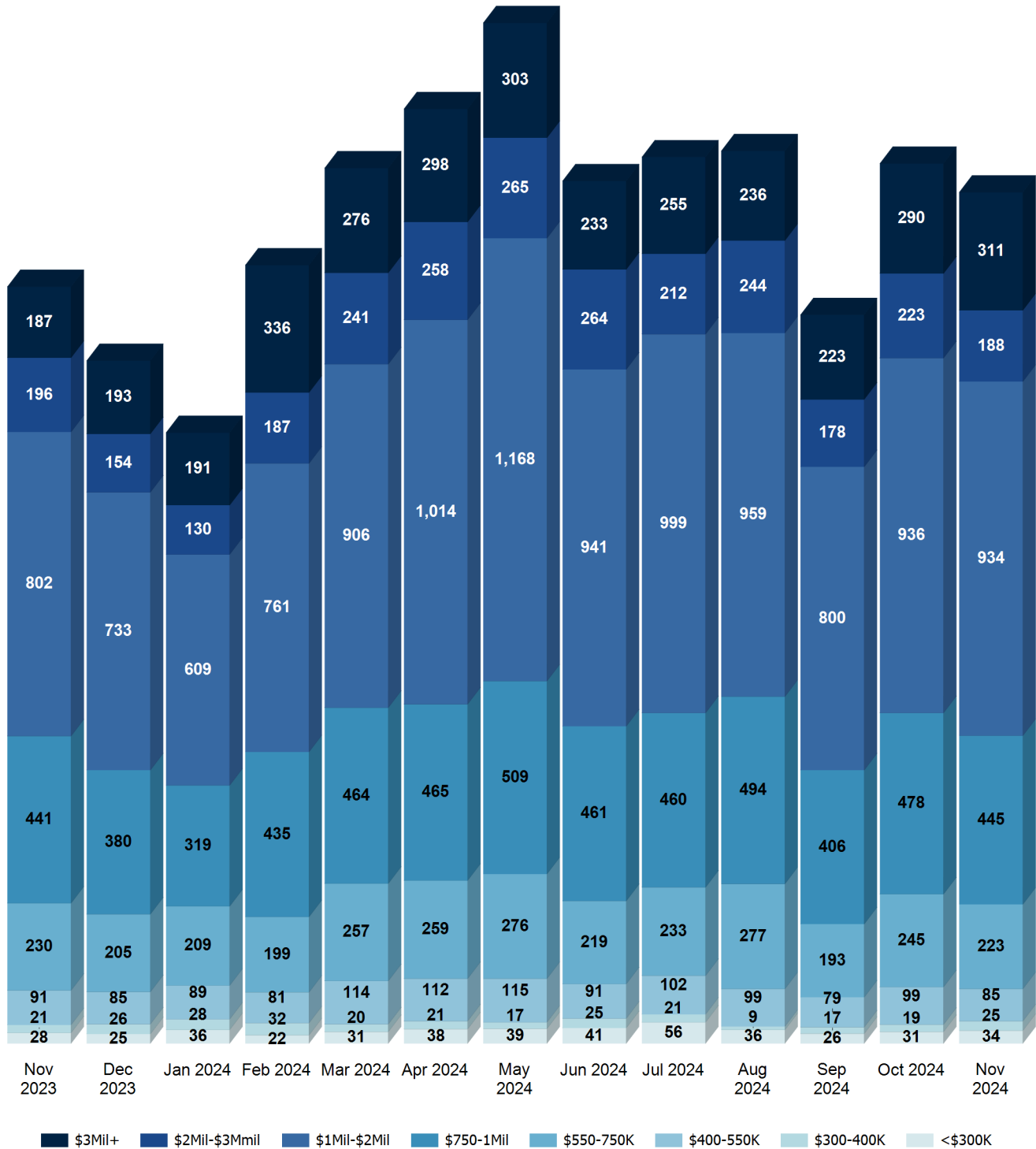
Condo % Change



MARKET ACTIVITY & TRENDS

NOVEMBER 2024

SALES VALUE RANGES



MARKET ACTIVITY & TRENDS

NOVEMBER 2024



COMMUNITY NAME	ZIP CODE	SFR				Condos		
		SALES	MEDIAN PRICE (\$1,000)	PRICE % CHG YOY	MEDIAN \$/ Sq. Ft.	SALES	MEDIAN PRICE (\$1,000)	PRICE % CHG YOY
ALISO VIEJO	92656	9	\$1,115	0.00%	\$641	29	\$899	15.07%
ANAHEIM	92801	16	\$886	-7.04%	\$619	40	\$832	55.28%
ANAHEIM	92802	4	\$980	-11.21%	\$704	3	\$26	60.61%
ANAHEIM	92804	25	\$885	7.52%	\$600	6	\$543	55.00%
ANAHEIM	92805	13	\$821	0.58%	\$602	7	\$745	-15.24%
ANAHEIM	92806	6	\$983	13.39%	\$533	2	\$693	42.86%
ANAHEIM	92807	16	\$1,268	3.63%	\$575	4	\$753	4.17%
ANAHEIM	92808	4	\$1,088	16.16%	\$503	8	\$710	10.34%
ANAHEIM TOTAL		84	\$987	3.29%	\$591	70	\$614	30.43%
BREA	92821	17	\$960	9.76%	\$553	4	\$882	-14.29%
BREA	92823	2	\$1,200	-23.08%	\$542	2	\$1,213	-29.17%
BREA TOTAL		19	\$1,080	-6.66%	\$548	6	\$1,047	-21.73%
BUENA PARK	90620	25	\$880	6.12%	\$537	0	\$0	-88.24%
BUENA PARK	90621	8	\$918	1.47%	\$546	3	\$929	-43.37%
BUENA PARK TOTAL		33	\$899	3.80%	\$541	3	\$929	-65.80%
CORONA DEL MAR	92625	8	\$4,100	7.36%	\$1,592	5	\$3,030	13.79%
COSTA MESA	92626	29	\$1,600	5.08%	\$872	1	\$872	-2.70%
COSTA MESA	92627	19	\$1,575	20.00%	\$1,156	7	\$810	-3.81%
COSTA MESA TOTAL		48	\$1,588	12.54%	\$1,014	8	\$841	-3.26%
COTO DE CAZA	92679	16	\$1,770	6.43%	\$703	8	\$1,023	-10.34%
CYPRESS	90630	36	\$1,035	1.18%	\$823	1	\$880	74.29%
DANA POINT	92624	7	\$1,320	7.81%	\$893	3	\$1,333	41.67%
DANA POINT	92629	9	\$1,900	5.58%	\$1,305	9	\$1,155	0.78%
DANA POINT TOTAL		16	\$1,610	6.70%	\$1,099	12	\$1,244	21.22%
FOOTHILL RANCH	92610	3	\$1,385	21.43%	\$685	0	\$0	34.38%
FOUNTAIN VALLEY	92708	25	\$1,375	7.65%	\$670	3	\$421	-42.11%
FULLERTON	92831	16	\$1,178	31.91%	\$533	3	\$500	-11.11%
FULLERTON	92832	6	\$953	1.16%	\$603	3	\$790	16.00%
FULLERTON	92833	25	\$945	24.05%	\$607	4	\$691	-4.29%
FULLERTON	92835	16	\$1,453	2.58%	\$633	4	\$568	-18.60%
FULLERTON TOTAL		63	\$1,132	14.93%	\$594	14	\$637	-4.50%
GARDEN GROVE	92840	14	\$1,048	-14.35%	\$608	8	\$590	-21.74%
GARDEN GROVE	92841	11	\$975	20.49%	\$670	5	\$830	91.67%

		SFR				Condos		
COMMUNITY NAME	ZIP CODE	SALES	MEDIAN PRICE (\$1,000)	PRICE % CHG YOY	MEDIAN \$/ Sq. Ft.	SALES	MEDIAN PRICE (\$1,000)	PRICE % CHG YOY
GARDEN GROVE	92843	6	\$898	21.00%	\$609	2	\$458	-22.45%
GARDEN GROVE	92844	6	\$1,133	12.28%	\$1,231	1	\$699	-10.34%
GARDEN GROVE	92845	6	\$1,050	-15.45%	\$655	3	\$608	40.00%
GARDEN GROVE TOTAL		43	\$1,020	4.79%	\$754	19	\$637	15.43%
HUNTINGTON BEACH	92646	29	\$1,375	-10.27%	\$889	15	\$1,175	16.88%
HUNTINGTON BEACH	92647	18	\$1,304	5.34%	\$769	4	\$675	3.45%
HUNTINGTON BEACH	92648	21	\$1,550	3.77%	\$729	5	\$849	-7.63%
HUNTINGTON BEACH	92649	15	\$1,337	8.37%	\$849	12	\$683	7.07%
HUNTINGTON BEACH TOTAL		83	\$1,392	1.80%	\$809	36	\$845	4.94%
IRVINE	92602	5	\$1,820	10.95%	\$988	13	\$1,600	-18.92%
IRVINE	92603	3	\$2,400	-7.41%	\$1,204	9	\$1,538	0.00%
IRVINE	92604	15	\$1,424	18.27%	\$865	5	\$1,000	22.08%
IRVINE	92606	2	\$2,008	35.56%	\$719	3	\$888	48.00%
IRVINE	92612	5	\$1,403	33.33%	\$835	17	\$1,035	25.61%
IRVINE	92614	6	\$1,605	9.43%	\$946	12	\$862	14.60%
IRVINE	92617	1	\$652	11.54%	\$333	0	\$0	0.00%
IRVINE	92618	11	\$2,750	-2.29%	\$10,651	78	\$1,741	-2.15%
IRVINE	92620	14	\$1,975	5.46%	\$852	18	\$1,198	-15.87%
IRVINE TOTAL		62	\$1,782	12.76%	\$1,932	155	\$1,233	10.48%
LA HABRA	90631	17	\$868	6.83%	\$562	3	\$555	-29.71%
LA PALMA	90623	9	\$1,120	0.00%	\$560	0	\$0	0.00%
LAGUNA BEACH	92651	19	\$3,300	29.00%	\$1,873	7	\$1,638	-11.11%
LAGUNA HILLS	92653	7	\$1,515	-13.04%	\$657	7	\$654	16.88%
LAGUNA HILLS	92656	0	\$0	100.00%	\$0	3	\$515	11.11%
LAGUNA HILLS TOTAL		7	\$1,515	43.48%	\$657	10	\$585	14.00%
LAGUNA NIGUEL	92677	35	\$1,740	9.56%	\$803	15	\$890	8.43%
LAGUNA WOODS	92637	0	\$0	0.00%	\$0	26	\$448	-0.68%
LAKE FOREST	92610	1	\$1,650	-35.00%	\$699	0	\$0	-47.62%
LAKE FOREST	92630	31	\$1,212	-1.45%	\$646	16	\$596	-25.55%
LAKE FOREST	92679	1	\$1,950	7.69%	\$496	1	\$460	-18.75%
LAKE FOREST TOTAL		33	\$1,604	-9.59%	\$614	17	\$528	-30.64%
LOS ALAMITOS	90720	16	\$1,348	10.39%	\$681	1	\$910	30.77%
MIDWAY CITY	92655	2	\$837	-4.35%	\$599	0	\$0	25.00%
MISSION VIEJO	92691	27	\$1,299	-1.98%	\$669	6	\$559	26.67%
MISSION VIEJO	92692	40	\$1,050	-2.75%	\$615	14	\$828	11.56%
MISSION VIEJO	92694	4	\$3,138	-12.27%	\$831	11	\$859	8.28%
MISSION VIEJO TOTAL		71	\$1,829	-5.66%	\$705	31	\$749	15.50%
NEWPORT BEACH	92660	33	\$3,685	17.80%	\$1,275	3	\$3,250	-2.91%

		SFR				Condos		
COMMUNITY NAME	ZIP CODE	SALES	MEDIAN PRICE (\$1,000)	PRICE % CHG YOY	MEDIAN \$/ Sq. Ft.	SALES	MEDIAN PRICE (\$1,000)	PRICE % CHG YOY
NEWPORT BEACH	92661	6	\$3,731	33.33%	\$1,934	1	\$2,350	166.67%
NEWPORT BEACH	92662	2	\$5,935	-9.09%	\$3,107	0	\$0	0.00%
NEWPORT BEACH	92663	9	\$4,300	6.56%	\$2,175	4	\$893	-8.25%
NEWPORT BEACH TOTAL		50	\$4,413	12.15%	\$2,123	8	\$2,164	51.84%
NEWPORT COAST	92657	5	\$6,700	-9.09%	\$1,964	3	\$7,700	11.11%
ORANGE	92865	8	\$1,087	17.05%	\$489	0	\$0	-3.13%
ORANGE	92866	6	\$1,068	53.85%	\$624	0	\$0	63.64%
ORANGE	92867	15	\$1,175	-6.17%	\$596	1	\$1,000	-42.11%
ORANGE	92868	6	\$769	-12.66%	\$622	4	\$629	3.57%
ORANGE	92869	21	\$1,346	39.78%	\$709	5	\$730	2.94%
ORANGE TOTAL		56	\$1,089	18.37%	\$608	10	\$786	4.98%
PLACENTIA	92870	28	\$1,167	15.12%	\$578	6	\$748	1.98%
RANCHO MISSION VIEJO	92694	18	\$865	7.23%	\$1,143	27	\$904	-0.75%
RANCHO SANTA MARGARITA	92688	8	\$1,230	1.05%	\$653	19	\$745	3.54%
SAN CLEMENTE	92672	15	\$1,675	15.60%	\$917	8	\$999	24.66%
SAN CLEMENTE	92673	21	\$1,800	14.46%	\$683	3	\$1,325	24.07%
SAN CLEMENTE TOTAL		36	\$1,738	15.03%	\$800	11	\$1,162	24.37%
SAN JUAN CAPISTRANO	92675	28	\$1,700	16.55%	\$801	11	\$1,000	-20.26%
SANTA ANA	92701	5	\$840	-9.41%	\$566	4	\$425	7.83%
SANTA ANA	92703	12	\$820	8.20%	\$583	7	\$476	27.59%
SANTA ANA	92704	13	\$920	-0.60%	\$662	7	\$515	9.26%
SANTA ANA	92705	25	\$1,324	-2.15%	\$703	5	\$560	-83.33%
SANTA ANA	92706	7	\$1,200	22.50%	\$635	0	\$0	-23.08%
SANTA ANA	92707	8	\$768	0.00%	\$599	5	\$412	-1.27%
SANTA ANA TOTAL		70	\$979	3.71%	\$625	28	\$478	-10.50%
SEAL BEACH	90740	15	\$1,425	11.00%	\$848	3	\$430	50.00%
SILVERADO	92676	2	\$1,327	-2.86%	\$554	2	\$3,536	166.67%
STANTON	90680	11	\$840	-13.13%	\$648	3	\$609	5.56%
SUNSET BEACH	90742	0	\$0	-16.67%	\$0	1	\$2,349	80.00%
TRABUCO CANYON	92679	14	\$1,426	24.84%	\$593	2	\$636	2.94%
TUSTIN	92780	16	\$1,005	8.88%	\$682	7	\$680	20.31%
TUSTIN	92782	6	\$1,544	20.00%	\$681	8	\$1,076	15.26%
TUSTIN TOTAL		22	\$1,274	14.44%	\$681	15	\$878	17.79%
VILLA PARK	92861	2	\$2,475	-3.28%	\$569	0	\$0	0.00%
WESTMINSTER	92683	23	\$1,150	9.86%	\$652	4	\$741	23.53%
YORBA LINDA	92886	43	\$1,340	4.85%	\$647	4	\$710	7.78%
YORBA LINDA	92887	9	\$1,375	0.00%	\$644	5	\$530	-13.11%
YORBA LINDA TOTAL		52	\$1,358	4.85%	\$646	9	\$620	-2.67%